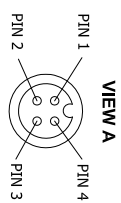
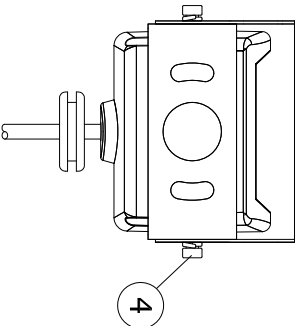
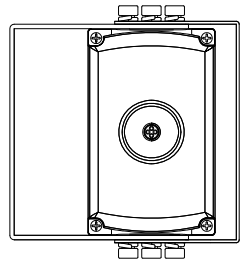
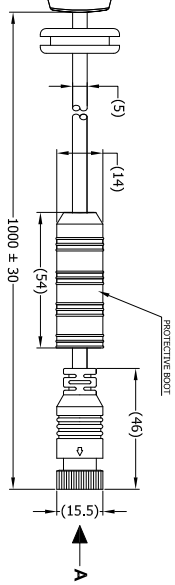
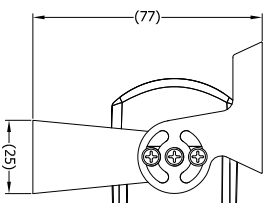
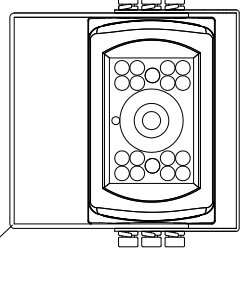
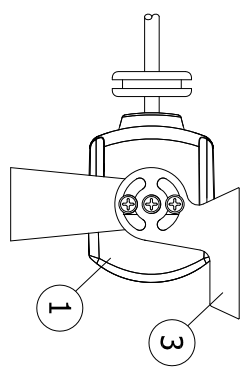
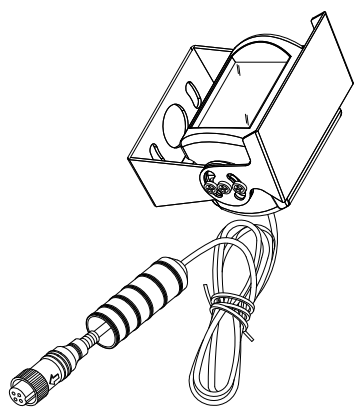


ITEM	PART NO.	QTY	MODEL DESCRIPTION
2	(3346B)	1	VBV-790C CAMERA ONLY
3	(3199A)	1	VBV-71XXC-BKT CAMERA BRACKET
4	(3191)	1	VBV-71XXC-SS CAMERA SUNSHIELD
5	(3347A)	1	VBV-71XXC-FIX CAMERA FIXING PACK
			VBV-71XXC-IG INSTALLATION GUIDE (NOT SHOWN)

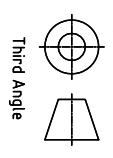


PIN #	WIRE COLOR	DESCRIPTION
1	RED	12 VDC
2	BLACK	GROUND
3	WHITE	NOT CONNECTED
4	YELLOW	VIDEO

- NOTES:**
- REFER TO PRODUCT SPECIFICATION FOR PRODUCT SPECIFICATIONS.
 - REFER TO COMPONENT DRAWINGS FOR COMPONENT DETAILS
 - FOR GIFTBOX LABEL REFER TO LATEST REVISION OF DRAWING BE-002484-XX-13.
 - FOR GIFTBOX SERIAL NUMBER LABEL REFER TO LATEST REVISION OF DRAWING BE-001323-XX-10.
 - PURCHASE ORDER TO DEFINE PACKAGING VARIANT.
 - REFER TO LATEST REVISION OF DRAWING BE-001985-XX-12 FOR PACKAGING DETAIL.

PROPRIETARY NOTICE
 THIS DESIGN AND TECHNICAL INFORMATION APPEARING ON THIS DRAWING IS THE PROPERTY OF BRIGADE ELECTRONICS, AND IS DISCLOSED IN CONFIDENCE. IT IS NOT TO BE COPIED, REPRODUCED, REVEALED TO OR EXPLOITED BY OTHERS, EITHER IN WHOLE OR IN PART WITHOUT THE EXPRESS WRITTEN CONSENT OF BRIGADE ELECTRONICS.

BRIGADE®
 www.brigade-electronics.com



Assembly Pl Approval XINYU HUANG (17/06/13)		Approved by B.JOHN	Checked by B.CHILDS	Drawn by M.BUTLER
Angle of Projection	Units mm	Scale N/A	Released 17/06/13	Assembly Ref 12201002075
Status RELEASED	Part No 2724B	VBV-790C		
BE-002487-00-13				